



Nautical Knitting!

with Melissa Leapman, Laura Nelkin, and
Patty Lyons to the Western Caribbean
December 5-10, 2015

Get onboard for a fun (and affordable!) knitting cruise!

Workshop Schedule

December 6

Getting Your Lace On

(3 hrs, AM, with Laura)

Have you always wanted to tackle a lace project but have been unsure where to start? Or maybe you have knit lace but not understood the why and how behind this simple and fascinating knitting technique? Join Laura as she demystifies lace, stitch by stitch. The class will cover basic increases and decreases, walk you through chart reading, and get you on your way to becoming an independent lace knitter! Skills gained in class will translate over to many of Laura's patterns. \$75. *Skill Level: Beginner/Intermediate.*



Fantastic Cast Ons & Bind Offs

(3 hrs, AM, with Patty)

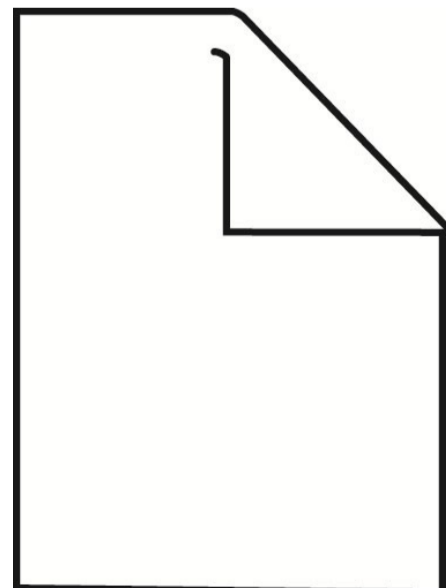
How you start and end a project is an important decision. With so many amazing cast ons and bind offs to choose from, Patty has gathered her favorite, most practical ones. Explore great cast ons and bind offs for lace, for rib, for leaving your stitches live, or for giving you a firm edge. Start and end your knitting with a bang!! \$75. *Prerequisite: Must know long tail cast on and how to knit and purl.*



Two-Faced Knitting: Stitch Patterns that Look Great on Both Sides

(3 hrs, AM, with Melissa)

Do you want to add more reversible stitch patterns to your knitting backpack? Discover several fun fabrics that are perfect for scarves, blankets, or any project that is seen on both sides. Learn how to look good both coming and going! \$75. *Skill Level: Intermediate.*

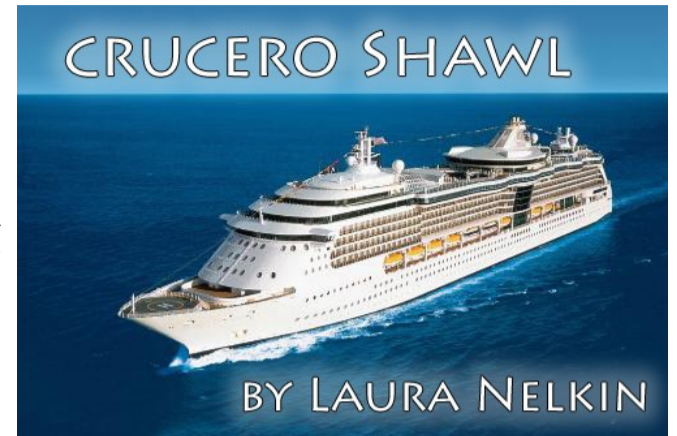


December 6 (continued)

The Crucero Mystery Shawl

(3 hrs, PM, with Laura)


Designed specifically for our Nautical Knitting Cruise 2015, the beautiful Crucero Shawl is waiting to sail off your needles! Join Laura as she unveils and demystifies Crucero's secrets.... In this session, you'll learn about gauge, working with beads, shawl construction, and lots of necessary tips and tricks that are crucial to making Crucero. (Obviously, this description is purposefully vague, as Crucero's final design will be a mystery until you board the ship and see it in person!) \$75. *Note: This class is offered twice, December 6 and December 7. Skill Level: Intermediate.*



Ha! Fooled You!

(3 hrs, PM, with Melissa)

Explore interesting stitch patterns that fool the eye. In class, you'll learn to create huge embossed cables that seem to sit on top of the fabric—with no cabling involved! Also, learn to knit beautiful faux fair-isle patterns using (yes) just one color per row. If you've always wanted to play with mitered squares but hate the idea of all the pesky yarn tails, come and learn an easy way to make faux ones using simple slip stitches. \$75. *Skill Level: Intermediate.*



Improve Your Knitting Technique!

(3 hrs, PM, with Patty)

There's always room for improvement! Does your knitting "row out" (with your purl stitch looser than your knit stitch)? Are you looking for a better way to control your knitting gauge? What about searching for alternative ways to control your tension when working with stiff yarn or slippery yarn? In class, we'll explore lots of ways to improve your knitting technique by looking at stitch sizing, a better way to make a clean edge, neater increases and decreases, and look at things like which cast ons and bind offs to use when, and a better way to pick up stitches. Plus, the last part of the class discussion will be open for all knitting questions, so come onboard with your questions and let's explore (and improve!) our knitting! \$75. *Required Skills: Must know how to knit, purl, cast on, bind off, know simple increases and decreases. Must be able to recognize the knit and purl stitch and be able to work them in a pattern without supervision.*



December 7

Knitting Shawls with Beads

(3 hrs, AM, with Laura)

This class focuses on developing bead knitting skills to prepare you to knit one of Laura's varied beaded shawl designs. Class will start with a basic overview on choosing yarn and beads for shawls, and basic beading techniques. Once the basic information is covered, students will choose from a variety of Laura's shawl patterns tailored to their personal knitting skill level. Laura and the class will help you choose the perfect yarn and beads, and then you'll be ready to cast on for your shawl! A bestseller, this is an interactive and FUN class with lots of hands-on learning with a pro. \$75. *Skill Level: Advanced Beginner/Intermediate*



Mosaic Knitting: Colorful Knitting the Easy Way

(3 hrs, AM, with Melissa)


Do you like the look of intricate colorwork but hate the thought of all those bobbins and tangled up yarns? In this fun, hands-on workshop with Melissa, learn all the ins and outs of this deceptively easy technique. See how to create fascinating patternwork simply by giving your stitches the slip! This session is perfect for knitters of all skill levels—even those who have never tried color knitting. \$75. *Skill Level: Advanced Beginner/Intermediate*



Stop Turning: Knitting & Purling Backwards!

(3 hrs, AM, with Patty)

Patty's favorite knitting trick is to stop turning! If you hate purling, or are unhappy with your uneven tension, or simply aren't crazy about flipping that 400 stitch basket weave afghan around every time it's time to do a wrong side row, learn the joy of never turning! In this workshop, we will learn how to put the knit stitch and the purl stitch in reverse as well as learn basic decreases, short rows, and picking up stitches backwards. Knitting and purling backwards is great for entrelac, bobbles, short rows, and chart work. \$75. *Skill Prerequisite: Must know how to knit, purl, cast on, bind off, know simple increases & decreases, and be able to work them without supervision.*

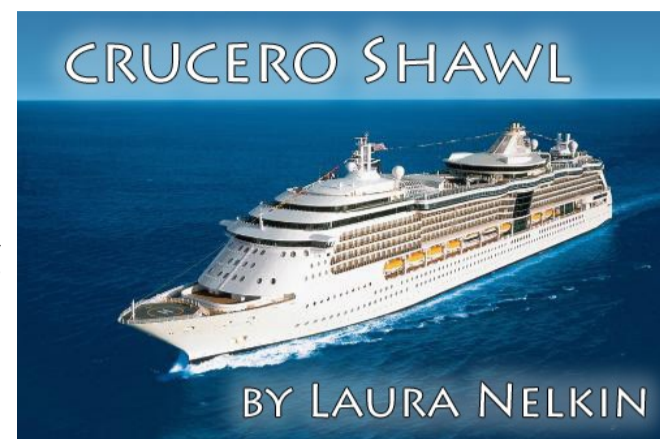


December 7 (continued)

The Crucero Mystery Shawl

(3 hrs, PM, with Laura)

Designed specifically for our Nautical Knitting Cruise 2015, the beautiful Crucero Shawl is waiting to sail off your needles! Join Laura as she unveils and demystifies Crucero's secrets.... In this session, you'll learn about gauge, working with beads, shawl construction, and lots of necessary tips and tricks that are crucial to making Crucero. (Obviously, this description is purposefully vague, as Crucero's final design will be a mystery until you board the ship and see it in person!) \$75. *Note: This class is offered twice, December 6 and December 7. Skill Level: Intermediate.*



Celtic Cables

(3 hrs, PM, with Melissa)

Learn how to use basic cabling techniques to create Celtic inspired panels and motifs. Included will be a discussion on designing cables that have circular elements to them. (Shhhh, don't tell anyone, but these gorgeous cables are much easier to knit than they look!) \$75.

Skill Level: Intermediate.



Patty's Bag of Tricks

(3 hrs, PM, with Patty)

There are so many wonderful knitting tricks that make our lives better. Through many years knitting, teaching, and managing yarn shops, Patty's accumulated quite a few fantastic tricks. She loves it when she's teaching a class and a student shrieks "I love that tip!" So, she's decided to dig into her knitting bag of tricks and put them all in one class, including how to do a better SSK decrease, to how to avoid the gap at the end of a bind off, to how to easily count cable rows, how to tighten your first stitch, and more. Get ready to find your new favorite knitting tricks from a pro!! \$75. *Required Skills: Must know how to knit, purl, cast on, bind off, and know simple increases and decreases (K2tog, SSK, YO, M1). Having knit at least one sweater or having followed a pattern will be helpful but is not required.*



December 8

Knitting Jewelry

(3 hrs, AM, with Laura)

In this comprehensive knitted jewelry workshop, you will learn a variety of techniques that will help you incorporate beads, clasps, and jewelry techniques into your knitting. This class will be a great booster to your gift knitting repertoire as most knit jewelry designs can be made in just a few hours! In class, you will have a wonderful time playing with Laura, beads, and your knitted fabric to create unique wearable knitted jewelry. After all the essential techniques and skills have been covered, students will be able to choose a kit and begin knitting their own piece of jewelry in class. \$75. (*Kit Materials Fee: \$17 payable at registration.*) *Skill Level: Advanced Beginner/Intermediate/Advanced*




Two-Color Double Knitting

(3 hrs, AM, with Melissa)

With this fascinating knitting technique, both sides of the knitting magically appear to be stockinette stitch.

(Impossible, right?) In just a few fun hours, practice two different methods for knitting these beautiful, reversible fabrics. You'll even learn the secret to creating different color patterns on each side of the work! \$75.

Skill Level: Intermediate. Prerequisite: A healthy sense of humor.



Magic of Perfect Blocking

(3 hrs, AM, with Patty)

Why spend all that time knitting a garment, only to stop short of making it look great!?!? Blocking is an essential part of finishing a garment perfectly. Blocking evens out your stitches, sets the size, and in some cases, can even mask any knitting mistakes. In class, we will go over the three main methods of blocking (wet, steam, and spray) and will learn how to use all the necessary tools, such as blocking boards and wires. We'll also discuss how to block unusual shapes, special stitch patterns, as well as learn a bit about different fiber properties. Don't stop short of the perfect finish! \$75. *Skill Prerequisite: None.*



December 8 (continued)

Designing Lace with Beads

(3 hrs, PM, with Laura)


This class focuses on building lace knitting skills and learning how to incorporate beads into lace knitting. We will look at Laura's patterns that include these techniques (such as Oscillo, Magpie, Clarus, and Undulating Waves) and then practice adding beads to a lace stitches (from simple to more advanced) to understand the concepts. This is a technique class that will give students essential skills to independently integrate beads into their lace work while taking their lace knitting to the next level. Students who are interested in design and modifying existing lace patterns will LOVE this class! \$75. *Skill Level: Intermediate/Advanced*



Look, Ma, No Cable Needle!

(3 hrs, PM, with Melissa)

Do you want to knit an allover Aran pattern lickety-split? Are you tired of searching between all the cushions in your sofa and all around the house for your pesky cable needle? Learn to cross your cables without one! After some hands-on practice in class building tons of muscle memory, you'll wonder why those awkward cabling tools were ever even invented! \$75. *Skill Level: Intermediate. Previous cable experience helpful but not required.*



Fix It: Knitwear Repairs & Alterations

(3 hrs, PM, with Patty)

Discover the joys of fixing your knitting when it's on and off the needles. We'll explore fixes to stockinette, pattern stitches, and color work, and delve deep into duplicate stitch repairs. Then we'll discover that a pair of scissors can be a knitter's best friend when we cut our knitting. Learn how to shorten and lengthen your knitwear in both stockinette and pattern stitches, and best of all, learn the world's best way to fix a hole in your knitting! Learn to repair your beloved hand knit socks and never throw out a moth eaten sweater again! \$75. *Skill Prerequisite: Must know how to knit, purl, cast on, and bind off. Must know how to recognize the knit and purl stitch and be able to work them in a pattern without supervision. Should be able to tell the difference between the cast on and bind off and recognize their stitches.*



December 9

Knit Accessories Design 101

(3 hrs, AM, with Laura)

Are you dying to know more about what knitwear design looks like from the inside? Taking you from conception to execution, popular designer and teacher Laura will talk you through all the necessary steps of designing/writing and publishing an original accessory pattern. After going through the details, we will take turns helping each other develop and refine ideas for future designs. This is an inspirational workshop designed to inspire, encourage, and enable! \$75.

Skill Level: Advanced Beginner/Intermediate/Advanced



Flatter Yourself:

Fully-Fashioned Secrets of the Pros

(3 hrs, AM, with Melissa) In this fun hands-on workshop, learn how designers use fully fashioned shaping to create flattering sweaters. (If you're bottom heavy, try this! If you're petite, try that! If you want to appear to have the perfect hourglass figure, Melissa has that covered, too! <grin>) No matter your shape, use your super knitting prowess to create knockout pieces that will fit and flatter. \$75. *Skill Level: Intermediate*




Introduction to Continental Knitting

(3 hrs, AM, with Patty)

Continental knitting is a wonderful way to knit efficiently and with great economy of movement. Because the yarn is held in your left hand, it is also more comfortable for many crocheters or left handers. In this hands on class, we will cover the basics of the knit, purl, alternating between them, and introduce you to basic increases and decreases. If you are a thrower, it's also great to be able to work more than one style for techniques such as Fair Isle and knitting in the tail of your yarn! Come add another useful knitting tool to your knitter's tool belt! \$75.

Skill Prerequisites: Must know how to knit, purl, cast on, and bind off. Must be able to recognize the knit and purl stitch and be able to work them in a pattern without supervision.



December 9 (continued)

Stereo Cuffs

(3 hrs, PM, with Laura)


Learn how to knit this easy and fun beaded cuff bracelet with accessory genius Laura. This class will be your gateway into learning how to knit with beads—you won't believe how simple it is! Stereo Cuff has only 8 stitches and beads that are prestrung and slipped in between them. Once all the essential techniques and skills are taught, students will be able to begin knitting their own piece of beautiful jewelry in class. \$75. (*Kit Materials Fee: \$17 payable at registration.*) *Skill Level: All!*



Nifty Necklines

(3 hrs, PM, with Melissa)

Tired of the same ol' crewneck sweater pattern? In this hands-on workshop, we'll explore several fun and innovative necklines, including many that are incorporated into the knitting of the main garment for easy finishing! The session will also cover the perfect method for picking up stitches for creating the best looking neckband. \$75. *Skill Level: Intermediate*




Customizing Sweater Patterns

(3 hrs, PM, with Patty)

How many times have you thought, "I'd like that sweater but I wish it had" Learn the easy math to be able to change basic sweater elements. Using a simple pattern as a base, Patty will show the secrets to change a crew neck to a V neck, how to change sleeve length, how to add waist shaping and more. Learn how working a sweater in a different gauge can be to your advantage. By the end of class, you'll be able to comfortably and easily make every sweater pattern your own! \$75.

Skill Prerequisite: Must know how to knit, purl, cast on, and bind off. Solid knowledge of math gauge is required. Basic sweater pattern knowledge is helpful.



Sailing Itinerary

Date	Port	Arrive	Depart
December 5	Tampa		4:00 PM
December 6	Key West	11:30 AM	5:30 PM
December 7	Cruising at Sea		
December 8	Cozumel, Mexico	8:00 AM	6:00 PM
December 9	Cruising at Sea		
December 10	Tampa	7:00 AM	

The opening price for cabin (per person, double occupancy) on Royal Caribbean's beautiful *Brilliance of the Seas* is just \$299! The cruise departs from the Port of Tampa, December 5-10, 2015.

There will be a \$100 cruise registration fee to cover fantastic goody bags, exciting door prizes, and fun evening events for the group; each 3 hr class costs \$75. Class homework and material lists will be sent to cruise participants closer to the event.

For more information, contact Ms. Joel Irby at (253) 815-6625 (Monday through Friday, 9-5 Pacific) or e-mail her at joelirby@hotmail.com.

